



Slide Them All!

Slide Them All! is Free Image slider for Joomla! with several nice features: preview, slideshow, etc.

GENERAL INFORMATION

[Slide Them All!](#) is the extension for Joomla! CMS created by [Artetics](#) company.

FEATURES

- Free great-looking image slider/rotator for Joomla!
- 2 Sliders in one: coin slider, minimalistic slider
- Easy to configure
- Slideshow support
- Ability to display descriptions for images
- Thumbnail preview
- Supports major browsers: IE, Firefox, Safari, etc.
- Great solution to present products/images to your visitors

Using the extension

Extension comes as module. To install the module go to Extensions -> Install/Uninstall in your Joomla! back-end



Extension Manager

[Install](#) | [Components](#) | [Modules](#) | [Plugins](#) | [Languages](#) | [Templates](#)

i Install Module Success

Slide Them All!: image slider.
© [Artetics.com](#) - Start Point For Your Website.

Upload Package File
Package File:

Module

Module allows you to place image gallery in a module position. To manage module settings go to Extensions -> Module Manager -> Slide Them All!


Parameters	
▼ Module Parameters	
Slider	<input type="radio"/> Minimalistic <input checked="" type="radio"/> Coin Slider
Path	<input type="text" value="images/m"/>
Container width	<input type="text" value="400"/>
Container height	<input type="text" value="100"/>
Thumbnail width	<input type="text" value="75"/>
Thumbnail height	<input type="text" value="75"/>


- **Slider** - select the slider type. Can be: Minimalistic, Coin Slider
- **Path** - path to images folder. Relative to Joomla! folder. If you need to show images from JOOMLA_DIR/images then simply indicate images as path
- **Container width, container height** - the width and height of container for images
- **Thumbnail width, thumbnail height** - the height and width of thumbnail for minimalistic slider

Inserting module in an article

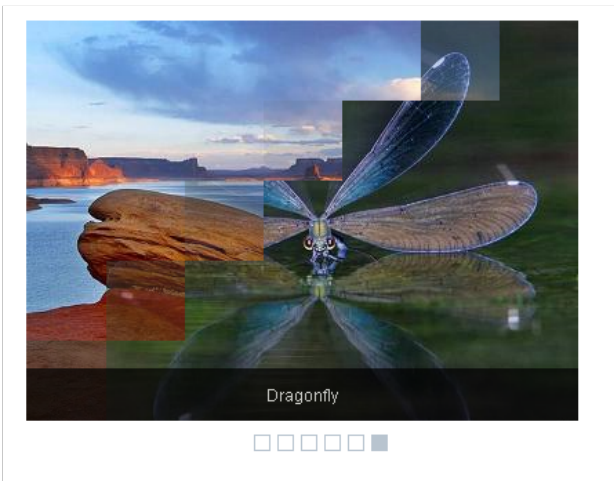
You can assign module to position that will be rendered by your template or embed module in an article. To show module in an article place the following plugin code to the article: {loadposition pos1} where pos1 is the position assigned to the module

Minimalistic Slider





Coin Slider



Support

In case you need support or customization there are several ways:

- [Demos](#)
- [Forum](#)
- [support email](#)

